



Guide Dog Patch Program

This Guide Dog Patch Program, with its collaborative, hands-on activities, was created to teach girls in grades K-8 about the importance of guide dogs.



Program Age Level	Discover	Connect	Take Action
Daisy	2 activities	1 activity	1 activity
Brownie	3 activities	1 activity	1 activity
Junior	3 activities	2 activities	1 activity
Cadette	3 activities	3 activities	1 activity

DISCOVER

1. Memory Card Game
2. Read a Book or Watch a Video
3. Puppy Raiser Action Game
4. Trivia Toss (multiple choice)

CONNECT


1. Obstacle Course
2. An Experience without Sight
3. Etiquette Game (True or false)
4. Meet a Puppy-In-Training or Guide Dog

TAKE ACTION

Have the girls:

1. To teach other children how to behave properly around guide dogs, create a skit about what to do and what not to do.
2. Create a poster about what you have learned about guide dogs and share that information with another Girl Scout troop.
3. Create a story about a guide dog and its owner and share with your friends. Include facts about what you learned.





Discover

Memory Card Game

Rules:

1. Mix up all the cards.
2. Lay them in rows, face down.
3. Have each girl turn over any two cards.
4. If the two cards match, keep them.
5. If they don't match, turn them back over.
6. Try to remember what was on each card and where it was.
7. Remind the girls to watch carefully so they can remember the location of the cards.
8. The game is over when all the cards have been matched.
9. The player with the most matches wins.
10. Review the facts on the cards.

Read a Book or Watch a Video

- Read the girls a book about guide dogs, e.g.:
 - o *Guide Dogs* by Jessica Rudolph
 - o *Guide Dogs* by Kara Laughlin
 - o *Animals with Jobs – Guide Dogs* by Judith Janda Presnall
- Watch a video with the girls about basic guide dog facts. One option:
[youtube.com/watch?v=PW2duKZChA8](https://www.youtube.com/watch?v=PW2duKZChA8)

Puppy Raiser Action Game

As you read the Puppy Raiser Story (located in the materials to print) to the girls, have them perform actions when certain phrases are read. Discuss with them what they learned.

Actions:

1. **Guide Dog:** *Wave*
2. **Puppy Raiser:** *Thumbs up*
3. **JoJo:** *Stick tongue out and pant*


Trivia Toss (multiple choice)

Prep:

- Create three “beanbags” (e.g., small stuffed animals, balls).
- Label each of three sheets of paper with either the letter A, B or C.
- Place each paper on the floor next to any container that will hold a bean bag.
- Give each girl a bean bag, or break the girls into groups to share bean bags.

Rules:

1. Have the girls stand in a single file line behind the containers.
2. As you ask each girl a multiple-choice trivia question, she throws a bean bag into the container near the letter corresponding to her answer. Reveal the correct answer.
3. Repeat the process until all questions are answered.
4. Discuss with the girls what they learned.



Connect

Obstacle Course

Prep:

- Make a harness with a hangar and fleece (see instructions on page 15).
- Using several small sized objects, lay out an obstacle course.

Rules:

1. Partner up the girls into groups of two.
2. Blindfold a girl (if she is comfortable with it), or ask her to close her eyes to simulate blindness. Give her the hangar end of the harness. She is the “handler.”
3. Have another girl play the role of the dog by putting the harness around her waist. She always stays to the left of the handler.
4. Explain that—although this doesn’t happen in real life—the girl acting as the “guide dog” will direct the “blind person.”
5. Have each group of two complete the course.
6. If time allows, have each girl complete the course twice, once as the handler and once as the dog.

An Experience without Sight

Rules:

1. Have the girls draw a picture of their choice.
2. Have the girls close their eyes and draw the same picture.
3. Ask them to share how they felt drawing the picture without sight and what challenges they faced.
4. Explain to them that people who are blind or visually impaired experience similar challenges every day.


Etiquette Game (True or false)

1. Ask the girls the first etiquette question (see page 15).
2. If the girls think the question is true, they take one step to the left.
3. If they think it’s false, they take one step to the right.
4. Discuss their decisions with them, then reveal the correct answer.
5. Repeat this process with each question.
6. Once finished, discuss with them what they learned.

Meet a Puppy-in-Training or Guide Dog

Invite a puppy trainer or guide dog owner to come to your meeting to share what a day is like for a guide dog. Have each girl develop a question to ask the trainer or owner. When the adult responds, the girls should write down the answers.






Cut Outs

Memory Card Game


Cut each card out along the line and glue to card stock.






**A puppy training to become
a guide dog.**






Cut Outs




A handler uses a harness like this when working with a guide dog.




A handler uses a harness like this when working with a guide dog.



A puppy training to become a guide dog.




A puppy training to become a guide dog.




Intelligent disobedience

A guide dog will ignore its handler's command if obeying it would put the handler in danger.




Cut Outs



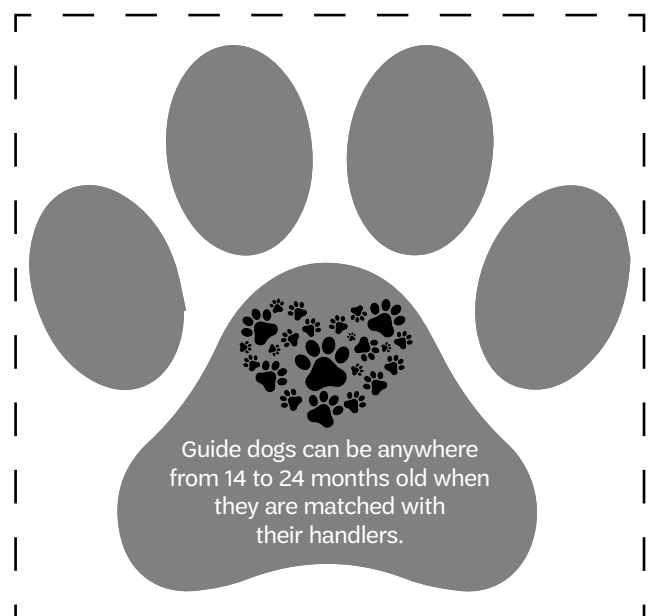




Do not touch a guide dog without permission from its handler.






Cut Outs








**Guide dogs can be anywhere from
14 to 24 months old
when they are matched with a handler.**






Cut Outs





Guide dogs are carefully picked before they are paired with a handler.





Print Outs

Puppy Raiser Story

Puppy raisers volunteer to provide a loving home for puppies that come from **Guide Dogs for the Blind**. Raisers care for the puppies until they are old enough to be trained as **guide dogs**.

When she was a girl, Chelsea learned that she could apply to become a puppy raiser when she turned 18. She knew it would mean taking on a lot of responsibility, caring for the puppy every single day. It was much more work than helping her mom and dad wash the dishes or go grocery shopping!

Now that she's a young woman, Chelsea is best friends with her puppy, a future **guide dog** named **JoJo**. Chelsea got **JoJo** from **Guide Dogs for the Blind** when he was eight weeks old. She wasn't nervous about caring for JoJo, because **Guide Dogs for the Blind** provided her with classes, videos, training materials, and help from staff members.


An important part of being a **puppy raiser** is taking the dog as many places as possible, so it gets used to different environments. Chelsea is excited to bring **JoJo** to restaurants, libraries, the mall, and other places. To make sure he was comfortable in places that have with a lot of people, Chelsea also takes him to schools and areas with busy streets, and to play with other animals.

When **JoJo** reaches 14 to 18 months old, Chelsea will return him to **Guide Dogs for the Blind** so he can move ahead with formal training and begin a wonderful career as a guide dog. Although Chelsea will be sad to give up **JoJo**, she knows **Guide Dogs for the Blind** will send her photos of the dog training for his new life. It will be an exciting day when Chelsea attends **JoJo's** graduation ceremony and sees **JoJo** with his new handler!

Trivia Questions

1. **How long is the waiting list to get a guide dog?**
 - A. 3 months to a year
 - B. 4 weeks
 - C. 5 years
2. **How much does it cost to get a guide dog?**
 - A. \$500
 - B. \$200
 - C. Free
3. **Why should someone get a guide dog?**
 - A. If he/she is blind or visually impaired
 - B. If he/she is lonely
 - C. If he/she needs a friend
4. **Once a guide dog and their handler get matched, how long is the training to learn how to communicate with each other?**
 - A. 2 weeks
 - B. 4 months
 - C. 1 year
5. **How old does someone have to be to get a guide dog?**
 - A. 12 years
 - B. 16 years
 - C. 18 years
6. **How old are dogs when they are matched with a blind or visually impaired person?**
 - A. 16-24 months old
 - B. 2 years old
 - C. 5 years old
7. **Where are guide dogs allowed to go with their handlers?**
 - A. Restaurants
 - B. Their owner's house
 - C. Anywhere that's open to the public

Answers: 1. A) 3 months to a year. 2. C) Free. 3. A) If someone is blind or visually impaired. 4. A) 2 weeks. 5. B) 16 years. 6. A) 16-24 months old. 7. C) Anywhere that's open to the public.



Print Outs

How to Make a Harness

Supplies: Fleece, plastic hanger (child or adult size), scissors

Steps:

Cut three long strips of fleece, each about 1-1.5 inches wide and 54 inches long.

1. Tie the strips of fleece together at one end.
2. Tightly braid the strips.
3. Knot the other end.
4. Securely sew or tie the braid to both ends of the hanger.



Etiquette Questions and Answers:

1. It is okay to touch a guide dog while it's working without asking the handler if it's okay. True or False?

Answer: False. It is not okay. If the guide dog gets distracted, they are not able to keep the handler safe at all times.

2. Guide dogs are trained to be calm and in control at all times. True or False?

Answer: True

3. It is okay to ask a handler questions, but sometimes they do not want to answer questions about their disability. It's important to not focus on that part of their life. True or False?

Answer: True

4. All people that have guide dogs are completely blind. True or False?

Answer: False. Many people that are legally blind have some usable vision, but they can't rely on that. That's why legally blind people can rely on guide dogs.

5. You should not grab a handler or guide dog to show them where to go. Always ask the handler if they need help. True or False?

Answer: True

6. While someone is driving, it's important for them to pay attention if a guide dog and handler are walking across the street. True or False?

Answer: True. A guide dog is trained to disobey a command from its handler if cars or other danger comes in their path. However, it's much safer if a driver is still cautious.

7. A guide dog's harness handle is like a steering wheel of a car. As the dog walks, the handler can tell which direction to go. True or False?

Answer: True

8. A handler has the right to be in public places with their guide dog. True or False?

Answer: True