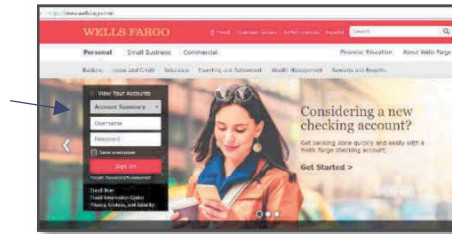


## How to download official Wells Fargo bank statements:

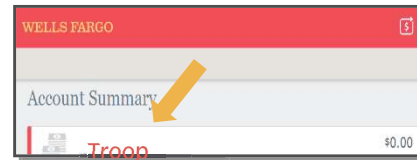
If using cell phone, do not use mobile app, log in from the Wells Fargo site.

1. Go to [www.wellsfargo.com](http://www.wellsfargo.com)

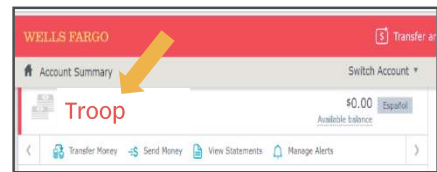
2. Enter 'Username' & 'Password'



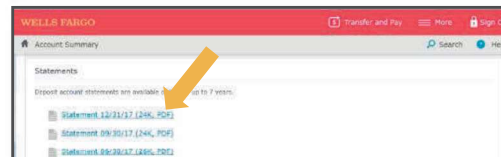
3. Select the Troop Account.



4. Select 'View Statements' (PDF)



5. Select the desired statement



6. Select 'download arrow' (right corner)



7. Rename file – save to a special folder or to the desktop.  
(easily accessible)

